

SC-YID

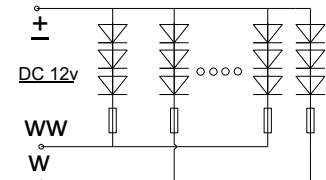
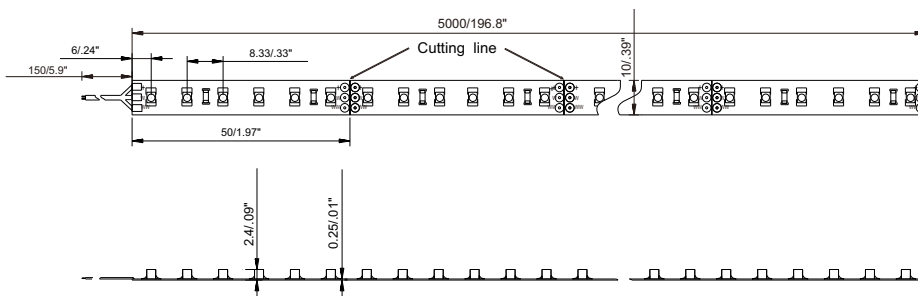
Hybrid™

Great advantages

- ※ eco friendly
- ※ long life span. standard warranty 3 years
- ※ complete cut / connection accessories
- ※ no need of constant-current power feed
- ※ low power consumption
- ※ custom packing
- ※ white and warm white interlaced arrangement
- ※ CCT can be adjusted, wider CCT range
- ※ can display several changing patterns with a controller and remote

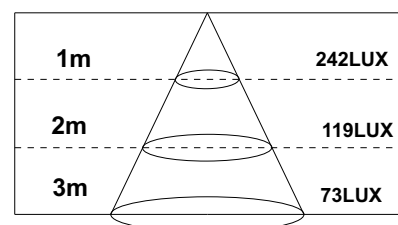


Dimensions (Unit: mm/inch)



Applications

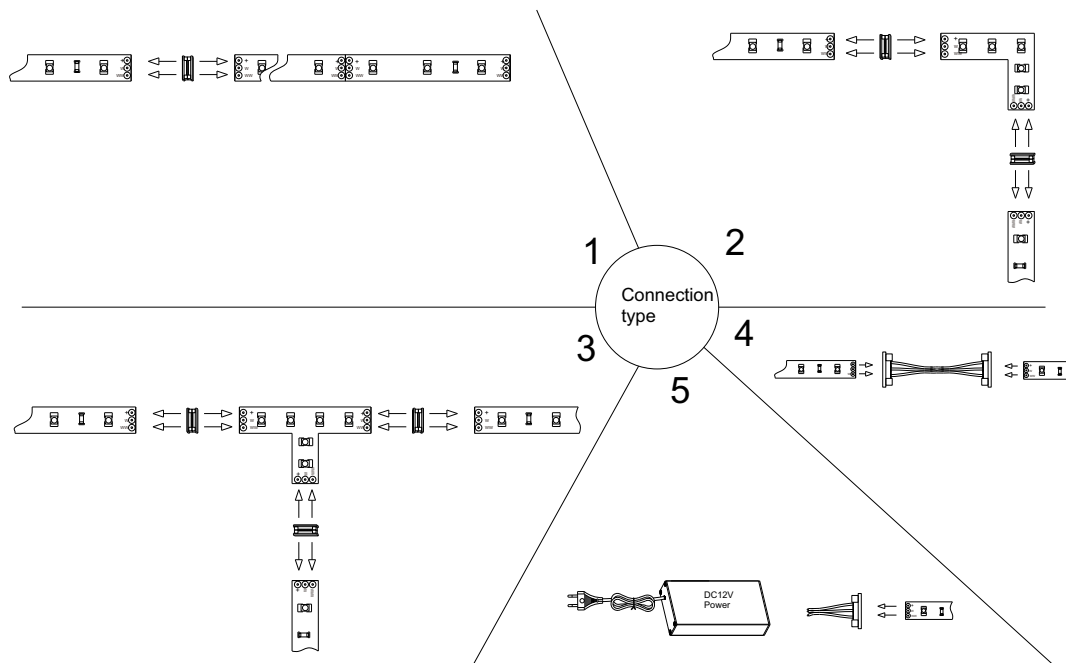
- ※ Cove lighting
- ※ Architectural lights for canopy, corridor, window, archway
- ※ Backlight or edge lighting for signage
- ※ DIY lights for home use
- ※ Path and contour marking
- ※ Decorative lights for holiday, event, show, exhibition



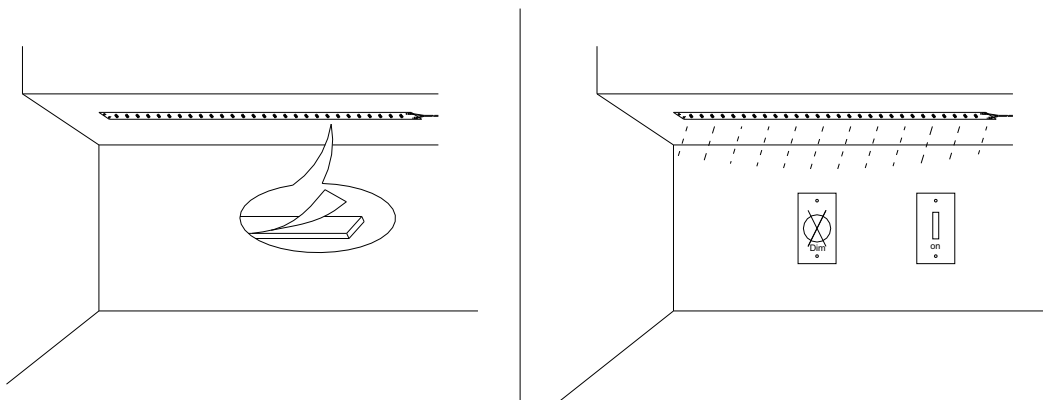
Technical parameters

Model Number	Color	Length (m)	LED Q'ty	LED Type	Light Output (lumen/m)	Beam Angle (degrees)	Voltage (V DC)	Current (Amps/m)	Max. Power Consumption (W/m)	IP	Continuous Connection (m)
SC-YID-W/WW	White & Warm white	5	300	3528 SMD LED	390	120	12	0.8	9.6	20	10
			300		300						
SC-YID-W/WW-24V	White & Warm white	5	300	3528 SMD LED	390	120	24	0.4	9.6	20	10
			300		300						

Linking operation



Installation Drawing

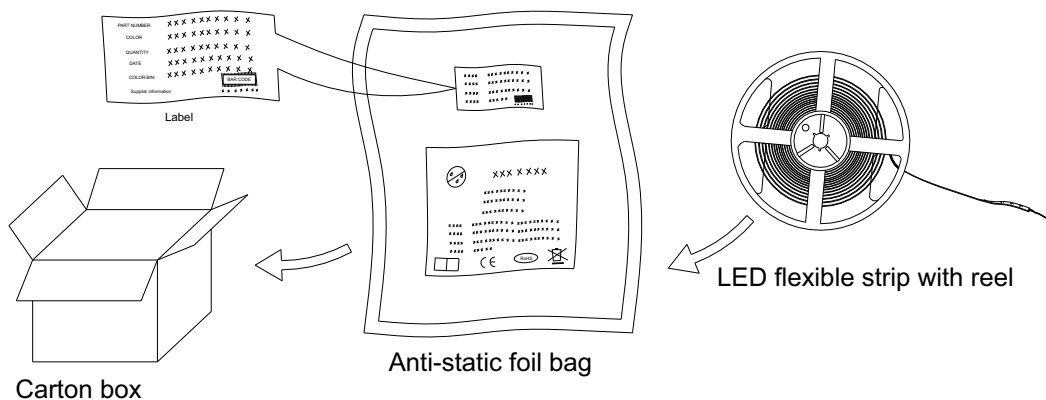


Safety Information

- The strip itself and all its components may not be mechanically stressed.
- Assembly must not damage or destroy conducting paths on the circuit board.
- Installation of LED ribbon (with power supplies) needs to be made with regard to all applicable electrical and safety standards. Only qualified personnel should be allowed to perform installations.
- Correct electrical polarity needs to be observed. Wrong polarity may destroy the strip.
- Parallel connection is highly recommended as safe electrical operation mode.
- Serial connection is not recommended. Unbalanced voltage drop can cause hazardous overload and damage the strip.
- Please ensure that the power supply is of adapters power to operate the total load.
- When mounting on metallic or otherwise conductive surfaces, there needs to be an electrical isolation points between strip and the mounting surface.
- Pay attention to standard ESD precautions when installing the strip.
- Damaged by corrosion will not be honored as a materials defect claim.

It is the user's responsibility to provide suitable protection against corrosive agents such as moisture and condensation and other harmful elements.

※ Packing information



※ Connectors

