



2835 Single Color High CRI LED Strip

SC-EP2835-X-12/24
SC-EP2835-X-95-12/24



5pcs/reel



Features:

1. 2835 assembled LEDs
2. CRI90/ CRI95
3. Can be cut short, to meet different length requirement
4. CE, RoHS, 3 years warranty
5. Waterproof grade: IP20
6. Customized packing

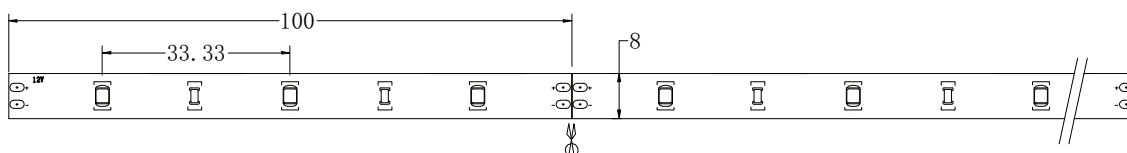
Technical parameters :

Model	Colour	Lumen	LED Type	LED Qty. (leds/m)	Beam angle (degree)	DC Voltage (V)	Rated Watt (w/m)	CRI
SC-EP2835-X-12	W/WW/NW	518-595	2835	30	120	12	7.2	>90/95
SC-EP2835-X-95-12	W/WW/NW	538-652						
SC-EP2835-X-24	W/WW/NW	518-595	2835	30	120	24	7.2	>90/95
SC-EP2835-X-95-24	W/WW/NW	538-652						
SC-EP2835-X2-12	W/WW/NW	1036-1190	2835	60	120	12	14.4	>90/95
SC-EP2835-X2-95-12	W/WW/NW	1076-1304						
SC-EP2835-X2-24	W/WW/NW	1036-1154	2835	60	120	24	14.4	>90/95
SC-EP2835-X2-95-24	W/WW/NW	1076-1304						
SC-EP2835-X3-12	W/WW/NW	2072-2380	2835	120	120	12	28.8	>90/95
SC-EP2835-X3-95-12	W/WW/NW	2152-2608						
SC-EP2835-X3-24	W/WW/NW	2072-2380	2835	120	120	24	28.8	>90/95
SC-EP2835-X3-95-24	W/WW/NW	2152-2608						

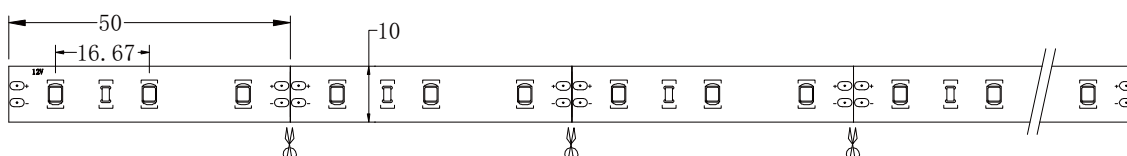


Dimension & Circuit Drawings:

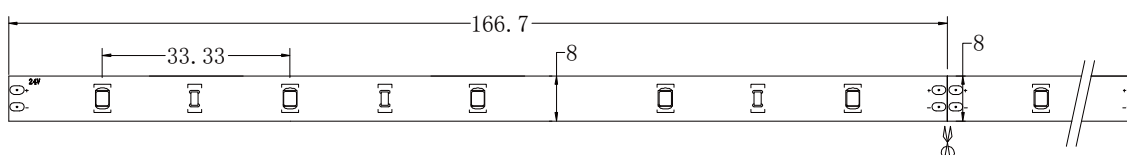
12V 30LED



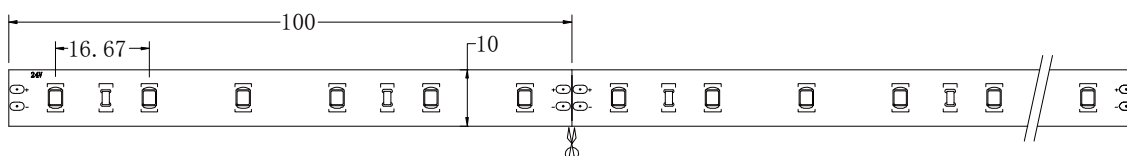
12V 60LED



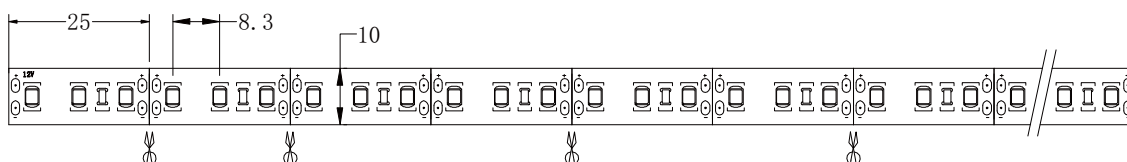
24V 30LED



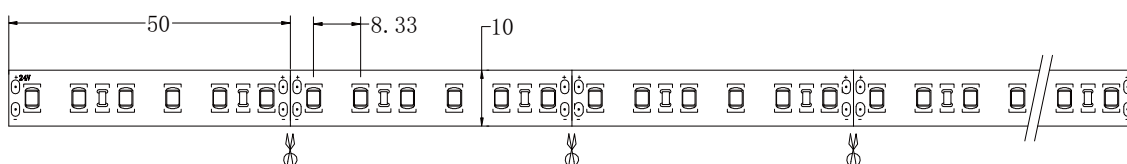
24V 60LED



12V 120LED

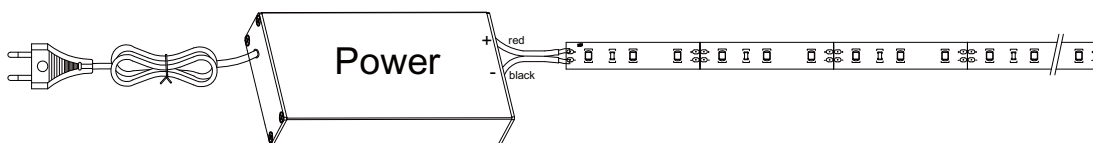


24V 120LED

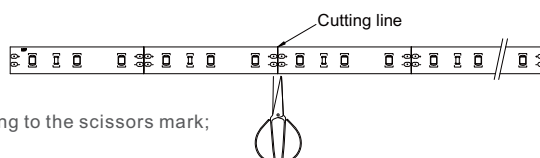




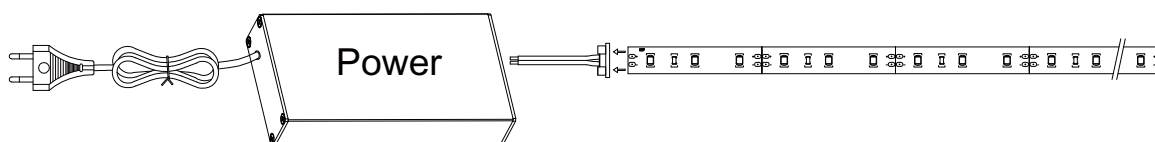
Connecting&Installation Diagram:



1. Connect red wire of strip to positive polarity of power supply, and connect black wire to negative polarity;

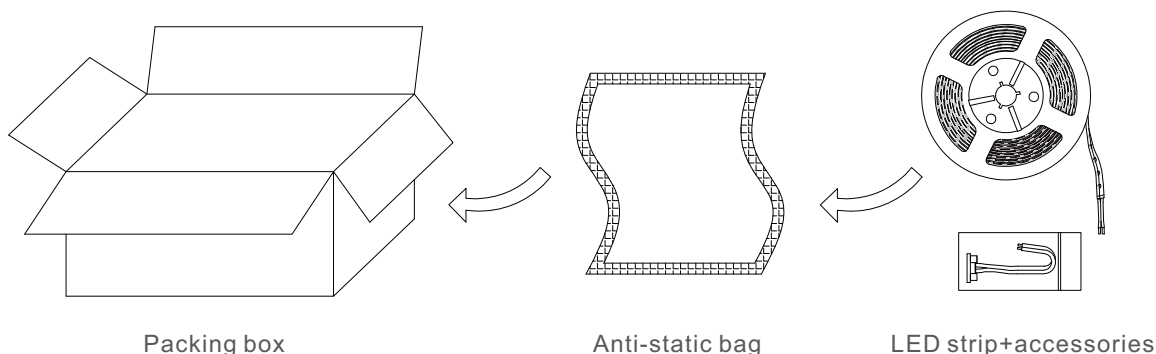


2. If don't need that long strip, it can be cut short according to the scissors mark;



3. The cut strips can be connected via accessories connectors, then the strips are connected to power supply.

Packing instruction:



Installation requirement:

1. The LED strip and other accessories can be squeezed;
2. Transduction parts of PCB can't be damaged during installation;
3. Installation of LED strip must conform to electrical safety standards, and only professionals can perform installation;
4. Ensure power supply load employ transformer;
5. When the LED strip is intalled on metal or conductor surface, the contact surface must be processed with insulation;
6. Identify positive polarity and negative polarity before installation to avoid LED strip damage;
7. During installation, pay attention to preventing electrostatic;
8. The product need anti-corrosion environment, such as: avoid damp water drop or other adverse factor.

2017-5-4