

# SC-5050IA

Top SMD LED type



## Application

- ※ Cove lighting
- ※ Architectural lights for canopy, corridor, window, archway
- ※ Backlight or edge lighting for signage
- ※ DIY lights for home use
- ※ Path and contour marking
- ※ Decorative lights for holiday, event, show, exhibition

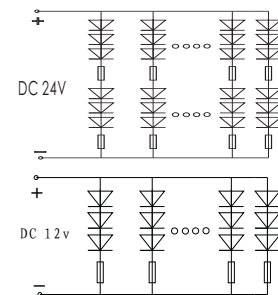
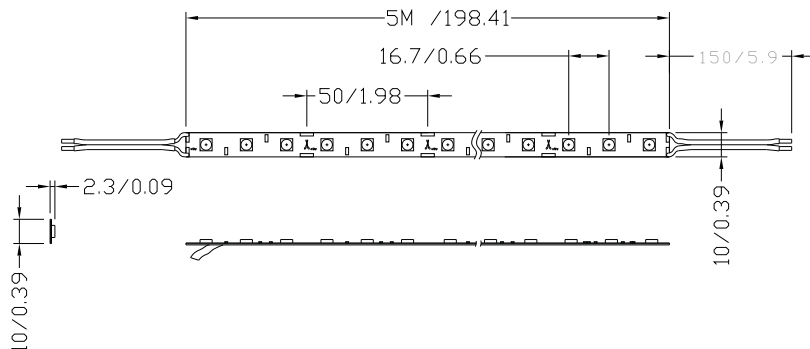
## Great advantages

- ※ Eco friendly
- ※ Long life span, standard warranty 3 years
- ※ Complete cut / connection accessories
- ※ No need of constant-current power feed
- ※ Low power consumption
- ※ Custom packing

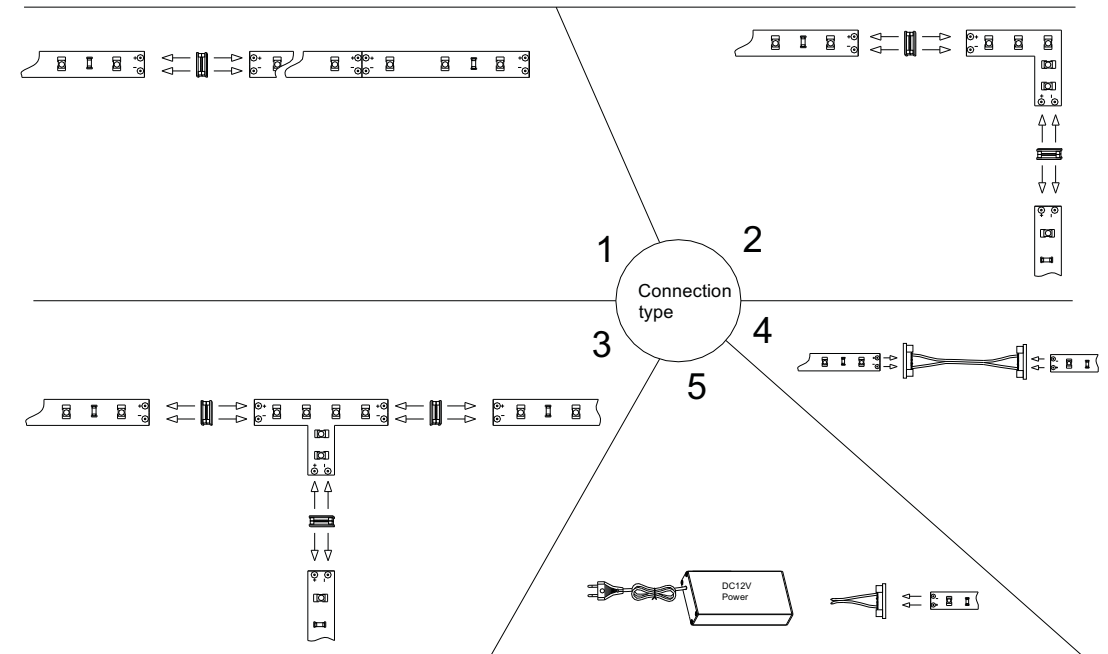
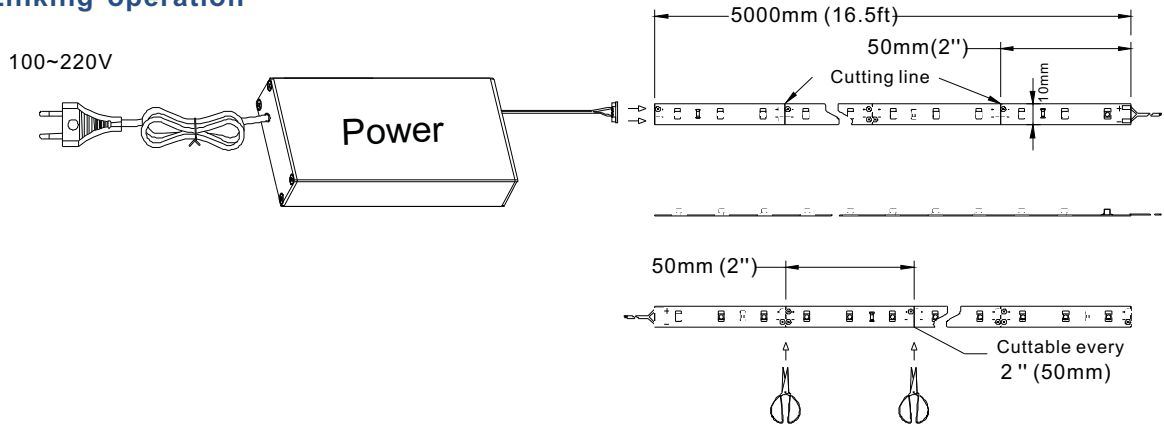
## Technical parameters

Model Number	Color	Length (m)	LED Qty	LED Type	Light Output (lumen/m)	Beam Angle (degrees)	Voltage (V DC)	Current (Amps/m)	Max. Power Consumption (W/m)	IP	Continuous Connection (m)
SC-5050IA-W-12	White	5	150	5050 SMD	510	120	12	0.6	7.2	20	10
SC-5050IA-NW-12	Natural White	5	150		480	120	12	0.6	7.2	20	10
SC-5050IA-WW-12	Warm White	5	150		450	120	12	0.6	7.2	20	10
SC-5050IA-W-24	White	5	150		510	120	24	0.3	7.2	20	10
SC-5050IA-NW-24	Natural White	5	150		480	120	24	0.3	7.2	20	10
SC-5050IA-WW-24	Warm White	5	150		450	120	24	0.3	7.2	20	10
SC-5050IA-W2-12	White	5	300	5050 SMD	1020	120	12	1.2	14.4	20	5
SC-5050IA-NW2-12	Natural White	5	300		960	120	12	1.2	14.4	20	5
SC-5050IA-WW2-12	Warm White	5	300		900	120	12	1.2	14.4	20	5
SC-5050IA-W2-24	White	5	300		1020	120	24	0.6	14.4	20	5
SC-5050IA-NW2-24	Natural White	5	300		960	120	24	0.6	14.4	20	5
SC-5050IA-WW2-24	Warm White	5	300		900	120	24	0.6	14.4	20	5

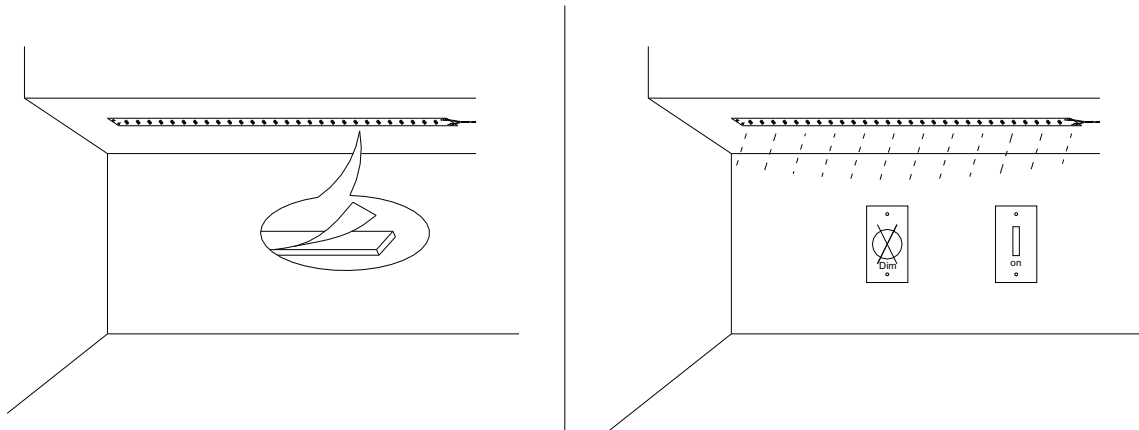
## Dimension & Circuit drawings Unit: mm (inch)



### Linking operation



### Installation

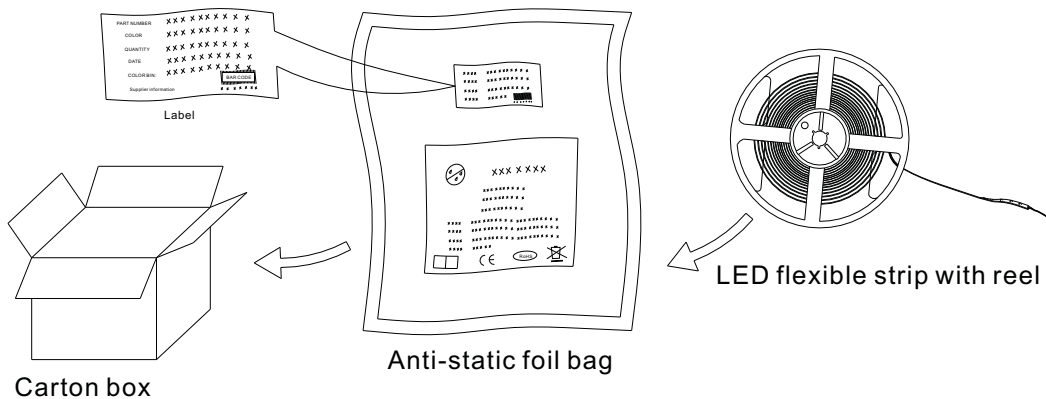


## Safety Information

- The strip itself and all its components may not be mechanically stressed.
- Assembly must not damage or destroy conducting paths on the circuit board.
- Installation of LED ribbon (with power supplies) needs to be made with regard to all applicable electrical and safety standards. Only qualified personnel should be allowed to perform installations.
- Correct electrical polarity needs to be observed. Wrong polarity may destroy the strip.
- Parallel connection is highly recommended as safe electrical operation mode.
- Serial connection is not recommended. Unbalanced voltage drop can cause hazardous overload and damage the strip.
- Please ensure that the power supply is of adapters power to operate the total load.
- When mounting on metallic or otherwise conductive surfaces, there needs to be an electrical isolation points between strip and the mounting surface.
- Pay attention to standard ESD precautions when installing the strip.
- Damaged by corrosion will not be honored as a materials defect claim.

It is the user's responsibility to provide suitable protection against corrosive agents such as moisture and condensation and other harmful elements.

### ※ Packing information



### ※ Connectors

