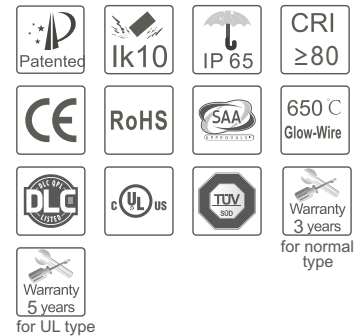




ArcS™ II B

20W Tri-proof Lamp with Built-in Power

TP-020-AW-BH-03



Description

Tri-proof light is usually used in environment which require water-proof, dust-proof, corrosion-proof lighting, and it is widely used in shopping mall, warehouse and other indoor places. Tri-proof light of medium power can be ceiling mounted or suspending installed. Adopt aluminum alloy and PC as the material which ensure that it can work stably in different environment. White appearance. Lifespan: 30,000 hours. Operating environment: -20°C - 40°C. CE/RoHS compliant.

Features

1. Water-proof design without adhesive, so there is no water leakage caused by adhesive aging, convenient to disassemble;
2. Anti-UV cover, it's ideal choice for outdoor use;
3. High impact resistance PC cover, IK10;
4. High transmittance PC cover transmit soft light, high light efficiency, uniform light; no dark spot;
5. High efficient heat dissipation, LEDs and power supply low temperature rise, high stability of continuous working;
6. Can switch start frequently, no flicker;
7. Compact appearance, novel design style, easy to install and transport.



Specifications


Model #	CCT	LED Type Quantity	Lumen(lm) ($\pm 10\%$)	CRI	Beam (angle $^{\circ}$)	Power(w) ($\pm 10\%$)	Voltage, Frequency, Current	PF	Corrosion-proof Grade
TP-020-AW-W-BH-03	5500-6500K	2835 144pcs	2750	≥ 80	230 $^{\circ}$	20	AC100-240V	≥ 0.9	W
TP-020-AW-NW-BH-03	4000-4500K		2660	≥ 80	230 $^{\circ}$	20	50/60Hz		
TP-020-AW-WW-BH-03	2700-3200K		2590	≥ 80	230 $^{\circ}$	20	0.3A		

Main Applications

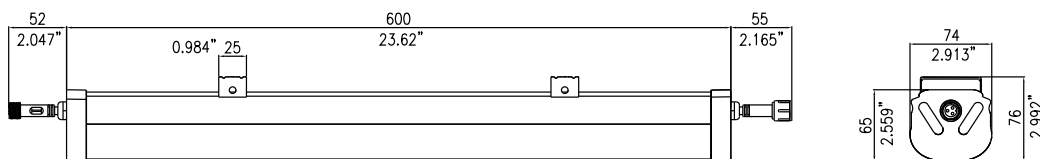
Tri-proof light of medium power can be used in warehouse, parking lot, shopping mall, farm, food factory, cold storage, metro, underground passage and other places.



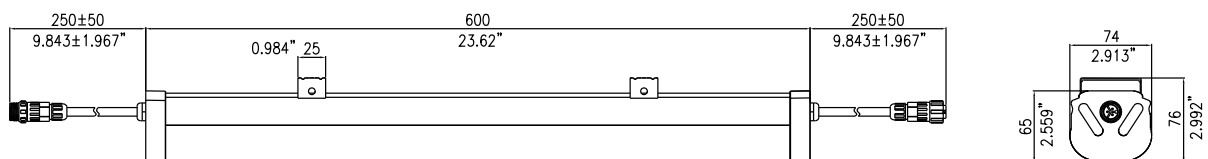
Dimensions (Unit: mm)



Three-core waterproof bare wire expose from one end by 250mm.



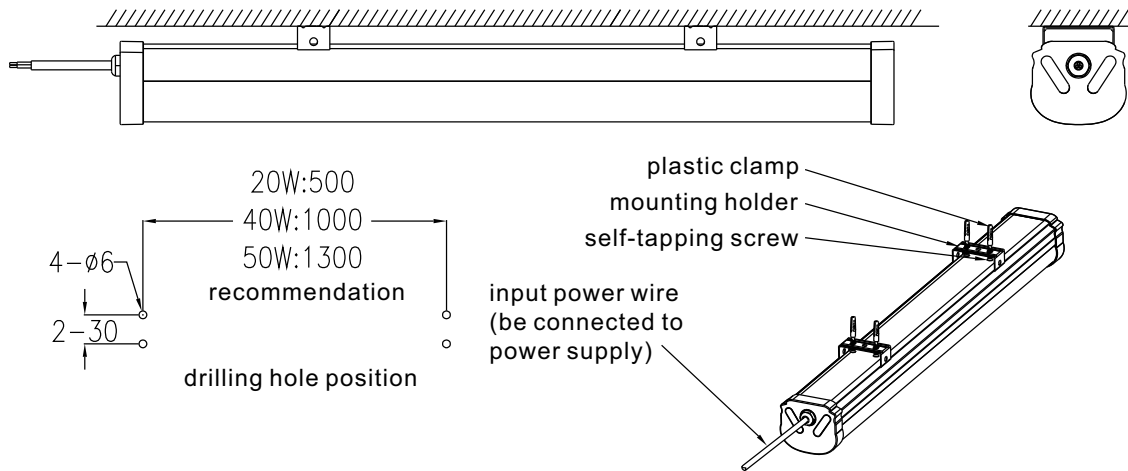
Three-core waterproof connector of wire expose from two ends.



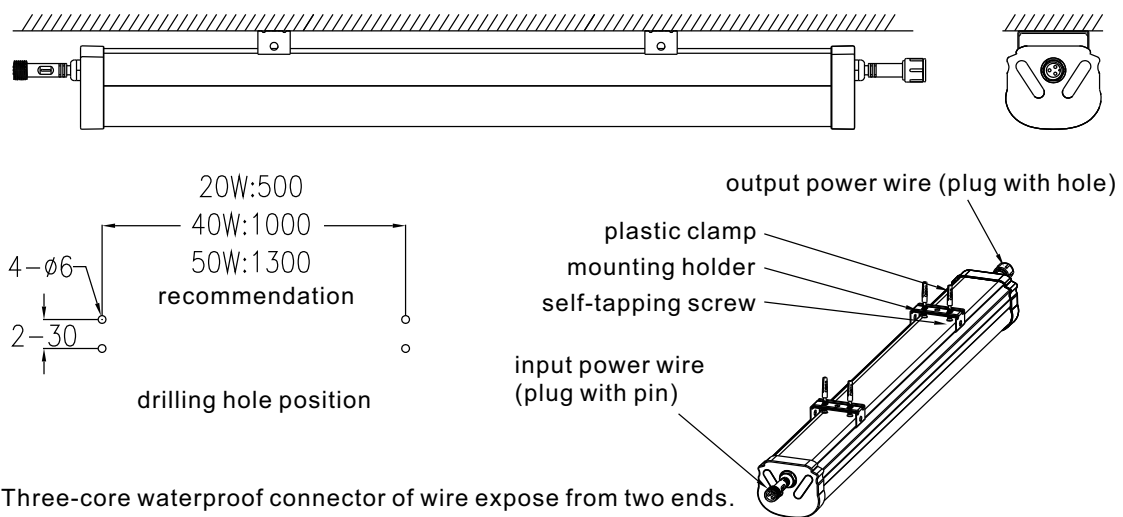
Three-core connector wire expose from two ends by 250mm, UL compliant.



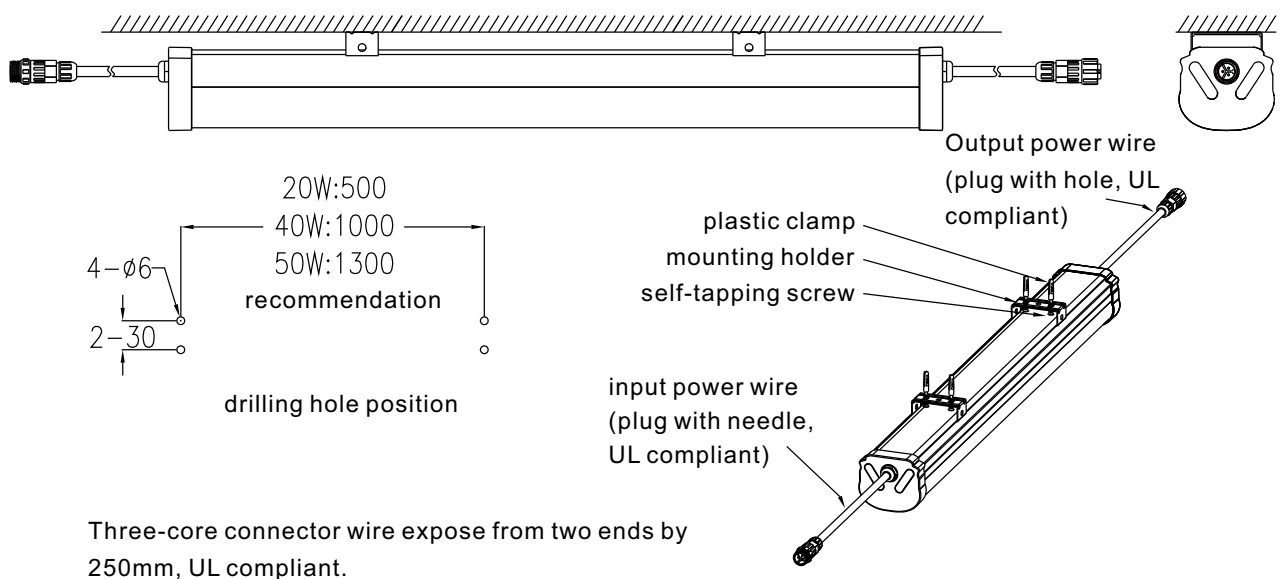
How to fix Ceiling installation



Three-core waterproof bare wire expose from one end.



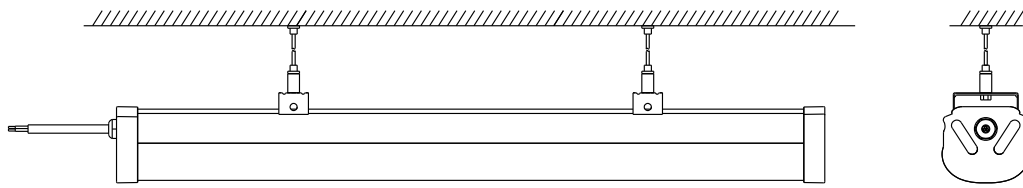
Three-core waterproof connector of wire expose from two ends.



Three-core connector wire expose from two ends by 250mm, UL compliant.



Suspendent installation



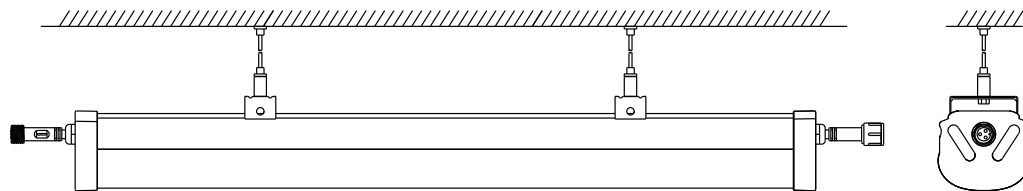
2-ø6
 20W:500
 40W:1000
 50W:1300
 recommendation

drilling hole position

Insert external thread of pendant steel wire into through-hole, and fasten it with M5 nut.

Input power wire (be connected to power supply).

Three-core waterproof bare wire expose from one end.



2-ø6
 20W:500
 40W:1000
 50W:1300
 recommendation

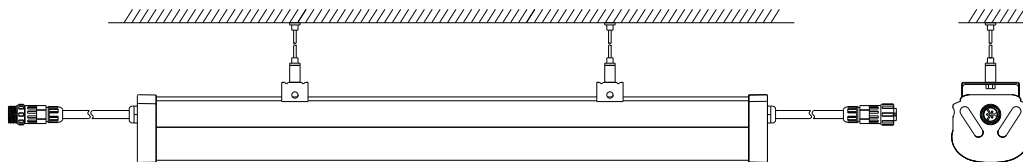
drilling hole position

Output power wire (plug with hole).

Insert external thread of pendant steel wire into through-hole, and fasten it with M5 nut.

Input power wire (plug with pin).

Three-core waterproof bare wire expose from one end.



2-ø6
 20W:500
 40W:1000
 50W:1300
 recommendation

drilling hole position

Output power wire (plug with hole, UL compliant).

Insert external thread of pendant steel wire into through-hole, and fasten it with M5 nut.

Input power wire (plug with needle, UL compliant).

Three-core connector wire expose from two ends by 250mm, UL compliant.



Package information

Net weight:1.06kg Gross weight:1.2kg
 Single package dimension:690*80*80mm
 Outer carton dimension:700*340*270mm,12pcs/caron (gross weight14kg)

Installation requirement

- 1.Power off before installation;
- 2.First make sure the installation material can endure the weight of lamp, securely fix the clip with plastic clamp and self-tapping screws on the installation surface, then snap the lamp into clip;
- 3.Connect the light wire to the wire of power supply, and process the joint with insulation sealing;
- 4.If you choose pendent installation, fix the steel wire on the installation surface, cross the M5 bolt of one end of steel wire through $\phi 5.5$ hole, and fasten with M5 nut at another end;snap the lamo into sanp, finally adjust the length of steel wire to prevent losing and falling.



Connect 10 pcs in maximum.
 Two lamps need to be connected by three-core waterproof wire.



Connect 20 pcs in maximum.
 Two lamps are connected by exposed three-core connection wire.

Notice

- 1.Please first read the product specification carefully, make sure the using environment conform to specification, then it can be used;
- 2.Please confirm the input voltage, frequency before use;
- 3.This product must be installed by professionals;
- 4.If there is any damage to the power wire or shell of the product, it should be taken as defective product and do not use it;
- 5.Dangerous high voltage, non-professionals are not allowed to maintain the product; If external soft cable or soft wire of the light is damaged, it should be replaced by manufacture or service agent or personnel with similar qualification to avoid danger.